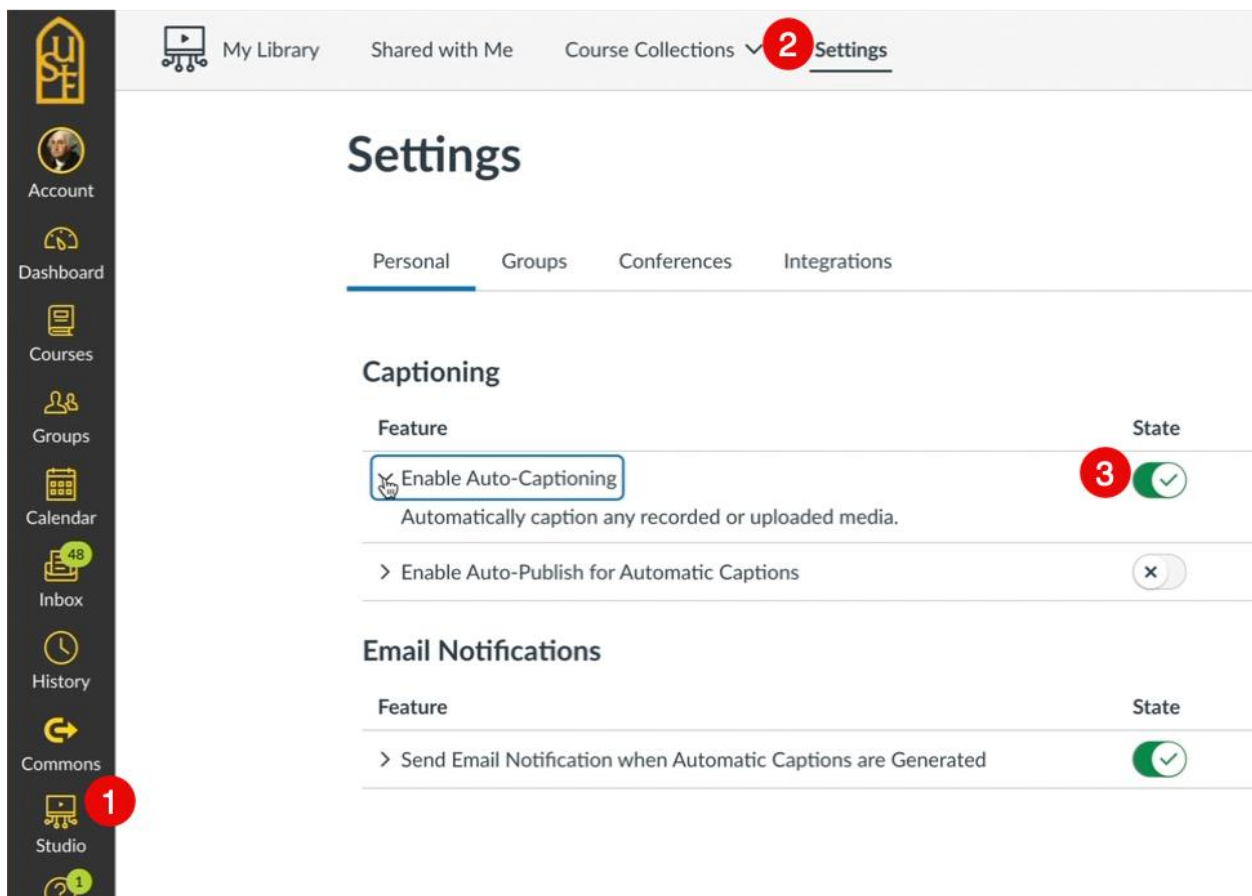


## Canvas Studio Closed Captions (updated, Aug. 2024)

Canvas Studio is the video recording and archiving tool that enables instructors, and students, to record videos that may include a simple discussion window for feedback, opportunities for sharing with others, and closed captions. This tool is used especially by students who have been tasked with recording their work as part of an assignment submission (e.g. physical health assessments in nursing).

Closed captions can be generated automatically for approval by altering a setting in Studio. As the illustration shows, follow these steps:

1. Go to Studio in global navigation.
2. Select the “Settings” tab.
3. Click “Enable Auto-Captioning” so that the status is green.



The screenshot displays the Canvas Studio interface. On the left is a vertical navigation menu with icons for Account, Dashboard, Courses, Groups, Calendar, Inbox (48), History, Commons, and Studio (1). The top navigation bar includes 'My Library', 'Shared with Me', 'Course Collections', and 'Settings' (2). The main content area is titled 'Settings' and has tabs for 'Personal', 'Groups', 'Conferences', and 'Integrations'. Under the 'Captioning' section, there is a table with two columns: 'Feature' and 'State'. The first row shows 'Enable Auto-Captioning' (3) with a green checkmark icon. Below it is the description 'Automatically caption any recorded or uploaded media.' The second row shows '> Enable Auto-Publish for Automatic Captions' with a grey 'x' icon. Under the 'Email Notifications' section, there is a table with two columns: 'Feature' and 'State'. The first row shows '> Send Email Notification when Automatic Captions are Generated' with a green checkmark icon.



Also make sure the feature is enabled to send an email notification to you when captions are generated.

Under the aforementioned conditions, the user would need to revisit the video in Canvas, proofread the captions for any errors (there may or may not be a few), and then manually “publish” them so that they appear in the video.

## Canvas Studio Closed Captions (updated, Aug. 2024)

Or, you can select the option to automatically publish the captions. If you are confident in your extemporaneous commentary on a video (or script-reading), this option does exist so that you don't have to go back and revisit the video.

### Captioning

Feature	State
✓ Enable Auto-Captioning Automatically caption any recorded or uploaded media.	
✓ Enable Auto-Publish for Automatic Captions Enable automatic captions to be published without manual intervention once they are generated.	

These features are available in the Speedgrader, wherein you may record a comment or even a screencast to provide feedback to the student.